



February 9, 2009

Dear Valued Customer:

I am pleased to announce a change in our pricing strategy for the Celesta product line.

Effective February 9, 2009, Basco will begin quoting all Celesta doors at our Mason, OH headquarters, in lieu of our current price book. Quotes can be faxed directly to our quotes department at 888-405-2726.

We have refined our pricing strategy to provide you with a more competitively priced offering, specific to your product requirements, while not compromising the quality or service you have come to expect from Basco. This move will void our current Celesta price book, CB-0908, dated September 1, 2008.

Please see the enclosed newly updated Celesta Selection Sheet (Part #L2809) to aide you in communicating your specifications. This form is also available to print from our website www.bascoshowerdoor.com located under the Dealer Resources/ Product Reference Documents section or request additional copies from our customer service department.

As we seek to adopt this new approach to our Celesta product line, we will also be eliminating the crate charge, as previously required. Crates will still be available on request for an additional charge, but not required.

In addition, to enhance the breadth and selection of our Celesta model line, we will soon be launching an exciting new offering of Celesta hardware options to better complement today's faucet and accessory designs. An announcement and details will follow under separate cover.

Basco's Celesta product line is one of our most popular and fastest growing product lines. It is our intent to continue to provide you with industry leading tools and products to enhance your revenue and margins through the support of our shower door program. Should you have any questions regarding this action, please contact your local Basco Representative or Regional Sales Manager.

Thank you for your continued support,


A handwritten signature in black ink, appearing to read "Don Gamble", is written over a white background.

Don Gamble
Executive Vice President-Sales & Marketing
Enclosure

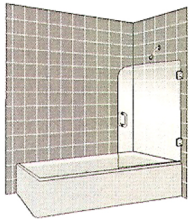
Celesta Selection Guide

luxury glass enclosures

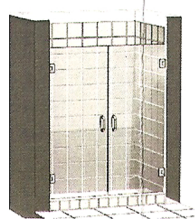
Configuration Model Numbers:




LX900
Single Swing




LX910
Splash Panel




LX922
French Doors




LX925
Panel/Door/Panel




LX935
Door & Panel



LX945
Door &
Return Panel




LX950
Door & Panel with
Return Panel




LX960
Neo Angle


Hinges:




Wall Mount



Wall Mount Pivot
(3/8" glass only -
No Header)



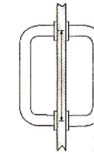
Top & Bottom Pivot



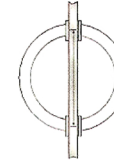
Glass to Glass

This simplified worksheet is all you need to get a quote or to order a Celesta Shower Enclosure. On the reverse of this page, mark the boxes and/or fill in the blanks that apply to your unit, then **Fax the Completed Form to 888.405.2726**

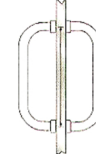
Door Pulls:



Traditional

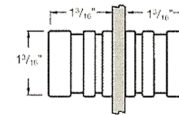


Circular

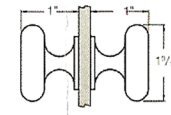


Acrylic
Smooth or Twist

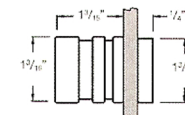
Knobs:



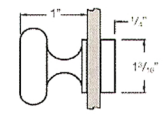
Contemporary
Back-to-Back



Traditional
Back-to-Back



Contemporary
Single Sided



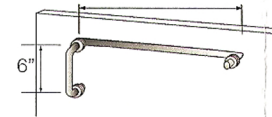
Traditional
Single Sided

Single Sided Towel Bars:

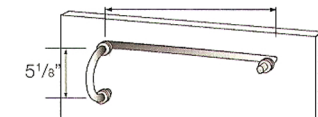


Tubular Brass, Clear Acrylic Smooth or Clear Acrylic Twist

Pull & Towel Bar Sets:



Traditional Tubular Brass,
Clear Acrylic Smooth or
Clear Acrylic Twist



Circular Tubular Brass

